

SIP compatible wireless IP phone

WirelessIP5000

The integration of the IP and telephone networks starts with a low-cost, easy to use wireless IP phone.



<http://www.hitachi-cable.co.jp/>

Actual size



Painlessly introduce wireless IP phones using your existing LAN, and watch the efficiency of your office communications soar.

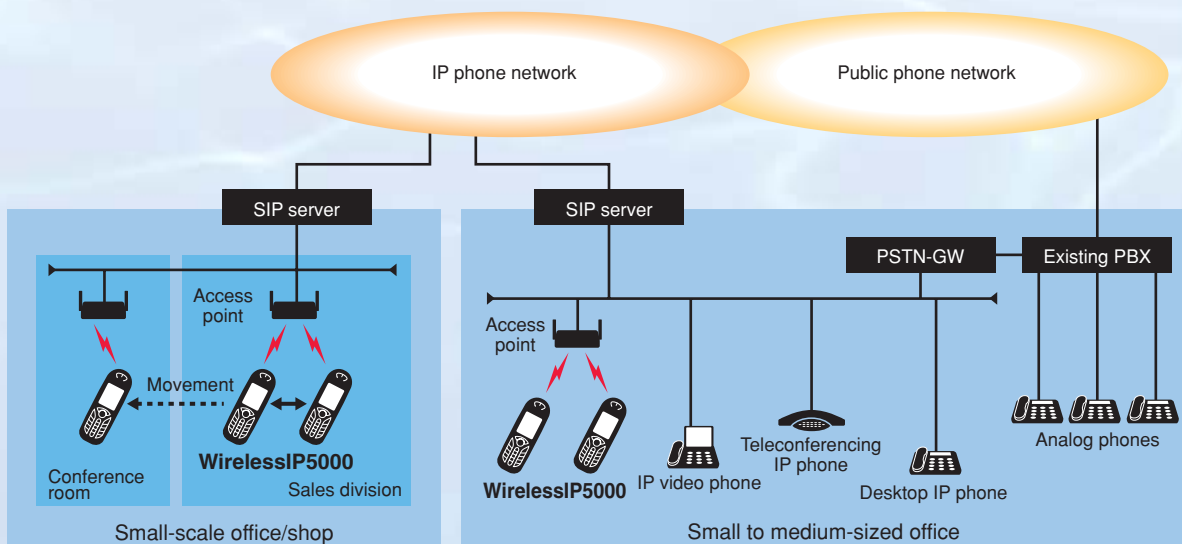
WirelessIP5000 is an all-around wireless IP phone supporting the Session Initiation Protocol (SIP), which is essential for multimedia communications. With flexible support for the latest IP-PBX systems and existing PBX systems, including IP-Centrex offered by telecommunications service providers, you can painlessly and flexibly introduce the WirelessIP5000 making use of your existing office communications environment. Reduce communications costs, while at the same time greatly reducing the administrative cost and burden of your telephony equipment. Make your communications efficiency soar, both inside the company and out.

Office Telephone Issues

- It is too expensive to change wiring/equipment, and the administrative burden is too great
- You need to reduce communications costs
- You want to leverage existing telephony equipment and networks
- You want to stop double investment/administration for IT network and telephone lines
- You've introduced IP phones, but are unable to answer calls because your people are often out of the office or in other parts of the building
- You want to set up an IP telephony solution in the future

Implement a flexible wireless IP phone solution scaled to the size of your office and existing systems.

- Inexpensively build an in-house wireless telephone system.
- Improve the efficiency of in-house communications by moving your existing IP phone system to wireless.
- Easily support the move to an in-house IP phone system by introducing VoIP devices.
- Use of wireless LAN (IP network) reduces capital investment.



Painlessly and inexpensively create an ubiquitous network supporting the diverse process requirements and system environments of your business.

WirelessIP5000 provides unrivaled scalability capable of supporting all types of system environments and telephony requirements. From an office primarily using analog phones to a leading-edge office that has introduced IP-PBX and migrated largely to VoIP, WirelessIP5000 flexibly supports a wide range of user environments. Create a truly ubiquitous network for all your business situations.

Sample Use of IP-Centrex Service

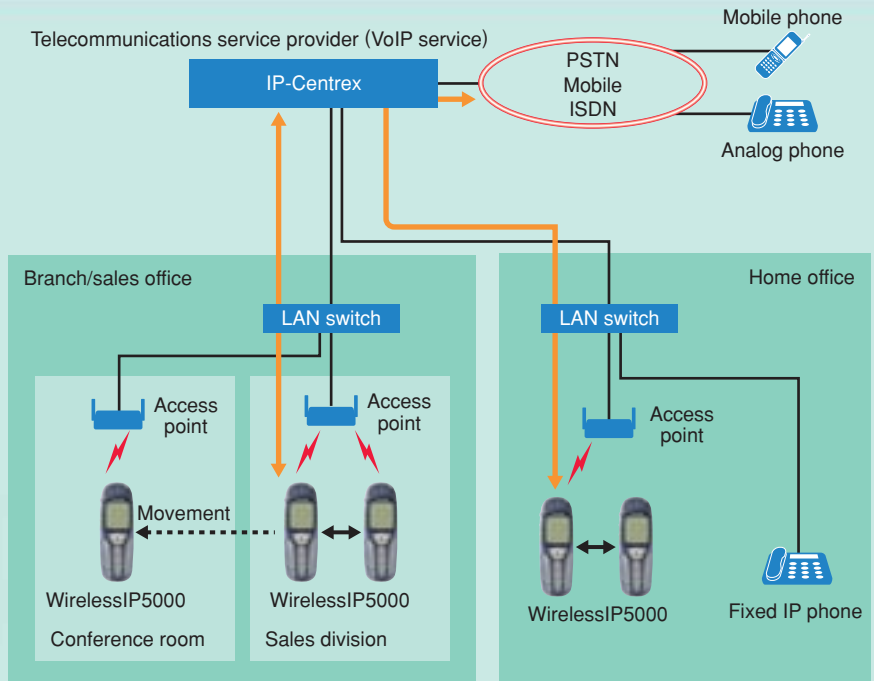
It is possible to use a wide-area LAN as an in-house telephone system, through IP-Centrex support. Outside telephone lines are also provided through IP-Centrex service by telecommunications service providers.

Connection

Connect to IP-Centrex service via wide-area LAN (Ethernet)

Features

- Calls between WirelessIP5000 phones
- Calls between WirelessIP5000 phones and other IP-Centrex IP phones
- Outside-line calls via IP-Centrex service (IP or PSTN)



Sample Introduction of In-house IP-PBX

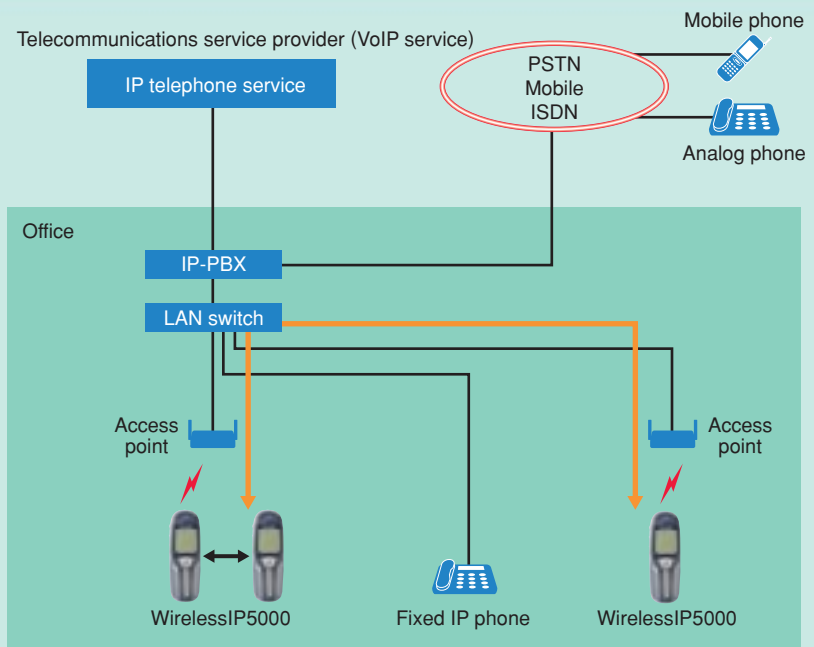
With support for IP-PBX, WirelessIP5000 can be used as an in-house phone system. Outside calls are realized using the IP-PBX outside-line connection feature.

Connection

Connect to IP-PBX via in-house LAN

Features

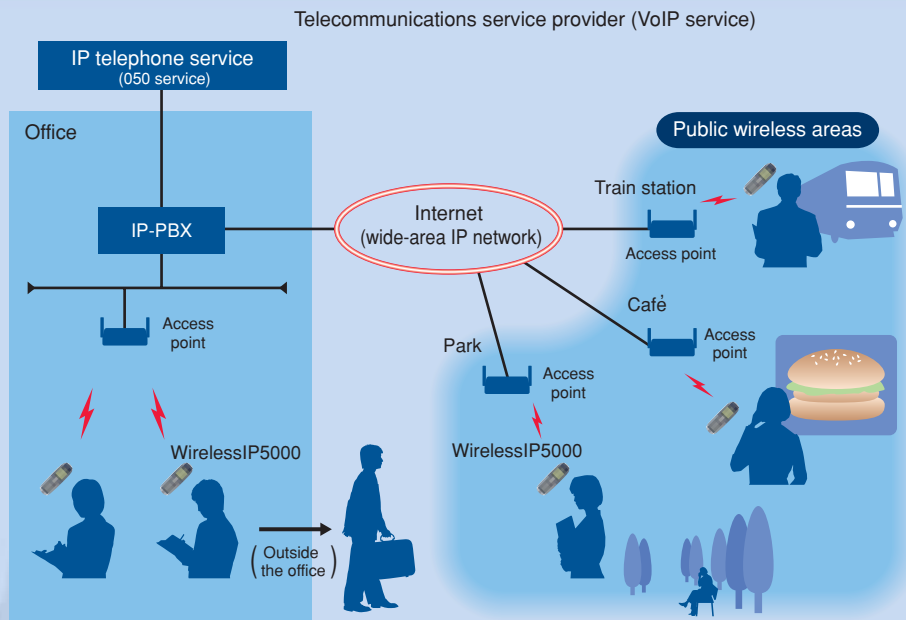
- Calls between WirelessIP5000 phones
- Calls between WirelessIP5000 phones and other IP phones contained in the IP-PBX
- Outside-line calls via IP-PBX (IP or PSTN)



Sample Use While Outside Office

Using "public hot spots" located throughout urban areas, log into your in-house SIP server. You will be able to use the communications services available inside your company as-is, even while away from the office.

The figure to the right is only a conceptual diagram.



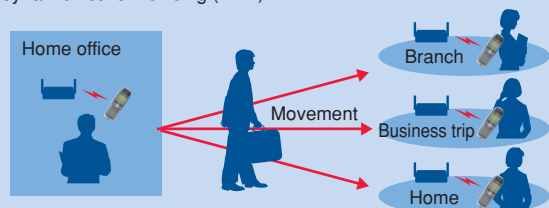
Prevent information leaks through security-aware services

The WirelessIP5000 is equipped with powerful security features conforming to such standards as WEP (64/128/256) and IEEE 802.1X (MD5/EAP-TLS), in order to prevent information leaks in a wireless LAN environment. Authentication via 802.1X (EAP-TLS) achieves secure communications using electronic certificates issued by VeriSign Japan. Communications encryption and prevention of terminal spoofing allows you to access communications comfortably and securely in any environment. Support for WPA, PEAP, and SecureRTP is also planned.



Support for Dynamic Network Binding (DNB) Feature

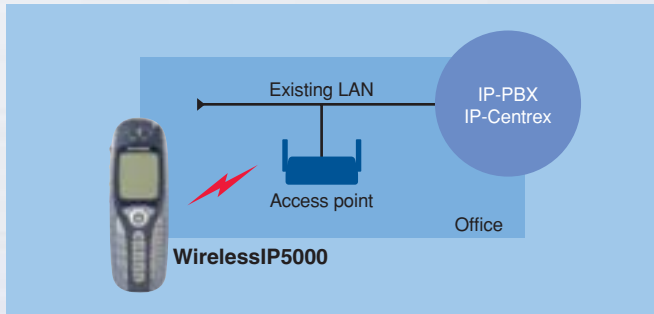
Support is available in keeping with your network environment, from environments that use WirelessIP5000 exclusively, to locations in which wireless LAN access points from multiple networking environments are installed. This is called dynamic network binding (DNB).



Offering a new communications environment using SIP and IEEE 802.11b, with an open concept only possible with wireless IP phones.

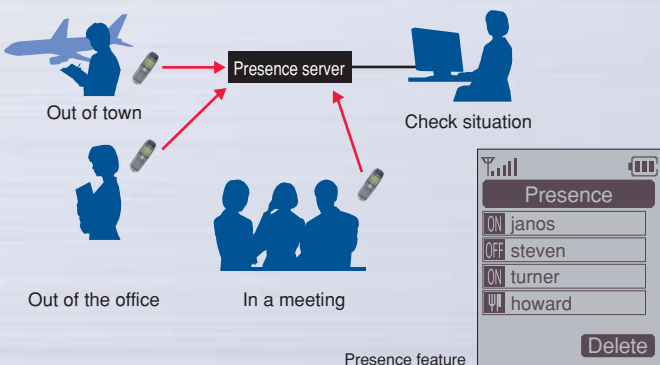
Support for 802.11b allows you to leverage your existing wireless LAN equipment

This wireless IP phone is 802.11b-compliant, allowing you to leverage your existing wireless LAN environment.



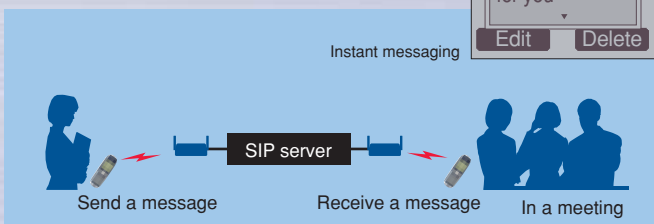
Quickly assess your interlocutor's status with the Presence feature

Use the WirelessIP5000's Presence feature to quickly ascertain the situation of the people you communicate with (e.g. whether they are out of the office, in a meeting, or out of town on business). No longer must you call to find out, or head to their office to check.



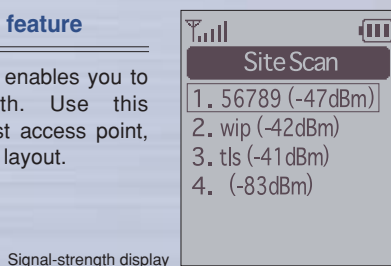
Support for instant messaging

Support for instant messaging is available, enabling you to send and receive short messages in real time. Quickly send required information any time, without worrying about the other person's availability.



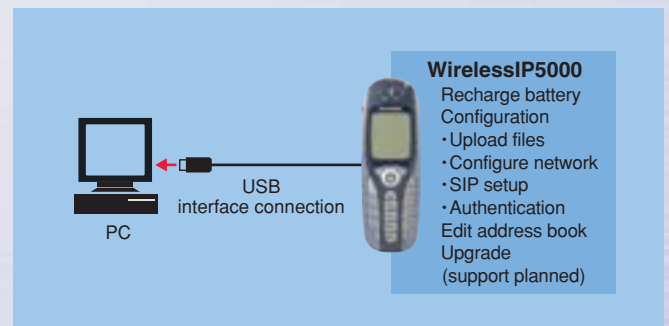
Handy built-in site-scan feature

A built-in site scan feature enables you to measure signal strength. Use this information to find the best access point, and plan your access-point layout.



A wide range of features is offered through combination with PCs

Connect to your PC's USB interface using an optional USB cable to recharge your WirelessIP5000's battery. You can also edit the address book stored in your phone's memory, or configure and upgrade your WirelessIP5000.



Use the Ping feature to check communication latency

A Ping feature is provided in order to enable you to check whether you can connect to a given person's network or terminal. Quickly perform network diagnostics and other administrative tasks.

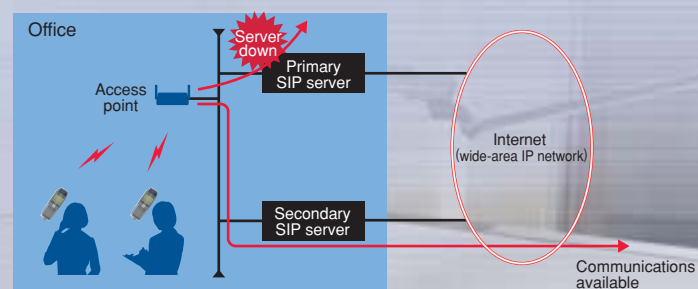
Configure and view terminal information from a PC browser

Use a PC browser to configure or view the IP settings and other information from your WirelessIP5000. More efficiently manage the terminals in your office.

SIP redundancy feature eliminates worry about the unexpected

Support for SIP redundancy is offered, enabling you to communicate via an SIP server installed at a branch office if your home-office SIP server should ever go down. Installing secondary SIP servers where appropriate ensures a secure communications path even in the presence of failure.

Note: Support by server-side system required



WirelessIP5000 Features

Telephone Feature	Overview
Phone book	Capacity: 200 entries; back up/restore phone-book file via USB cable (option)
Call history	Display a log of up to 20 incoming/outgoing calls
Call time	Display the duration of a call
Dialed number display	Display dialed phone numbers
Calling extension number display	Display extension number when on hold
Incoming call extension number display	Display the extension of the other party when making a call over an extension (including switch number)
Hold*	Call waiting using a holding tone
Dial-tone forwarding	Forward dial tone (DT)
ID linking*	Select different ringtones depending on whether a call is coming from an outside line or an extension
Mute	Press a button to prevent sound being transmitted to the other party
Speed dial* (one-touch dial)	Individually register and use speed-dial settings for each phone
Redial*	Press and hold the button to redial the last number called
Call-back transfer*	While on the phone with A (inside or outside line), put A on hold, call B, then use the transfer button to connect A and B
Call pickup*	When a call is received within a pickup group, it can be answered by another extension in that group via a special number.
Call waiting*	When you receive a call while already on the line, a feature similar to call waiting on fixed phones is available (notification via a tone, change connections by pressing button)
Unanswered call display	A pop-up displays unanswered calls

* Depends on the SIP server used

Brief Specifications

Feature	Specification
Wireless LAN	Standard: IEEE 802.11b compliant Protocol: CSMA/CA Communications method: Direct Sequence Spread Spectrum Communications speed: 11/5.5/2/1 Mbps Wireless frequency band: 2.400 to 2.497 GHz
Call control protocol	Session Initiation Protocol (SIP)
Audio encryption method	G.711A-Law/Micro-Law, G.729A
Network	NAT (Static Nat/uPnP)
QoS	DiffServ/IP Precedence, IEEE 802.11e*
Security	WEP (64/128/256 bits), IEEE 802.1x (MD5/EAP-TLS), PEAP*, WPA*, Web authentication, SecureRTP*
Call time	Continuous call time: Up to about 190 min.; standby time: up to about 55 hrs. (when using access points supporting power-save mode)
Recharge time	About 180 min.
Display	8 lines, 10 digits (2-byte characters)
Button	0 to 9 #, *, 4 function keys, multi-function key (up/down/left/right/Enter), soft key
Other features	Presence, short messages (instant messaging), standby display (display of signal meter, extension number, remaining battery level, message acquisition, date, day of week, time, silent display, vibration display), alarm, PC connection (USB 2.0/option), earphone, and others
External dimensions	About 127 x 43 x 23 mm (HxWxD)
Weight	About 102 g

* Support Planned

Standard accessories



Battery charger stand



AC adapter



Standard battery

Optional accessories



USB cable set for PC connection

Hitachi Cable, Ltd.

Head Office (Tokyo)

Otemachi Building, 6-1 Otemachi 1-chome, Chiyoda-ku, Tokyo 100-8166, JAPAN
Phone:+81-3-5252-3451 Fax:+81-3-3211-7997

Hitachi Cable America, Inc.

Head Office (New York)

10 Bank street, Suite 680, White Plains, NY 10606-1943, U.S.A.
Phone:1-800-394-0234 (Toll free from USA / Canada only)
+1-914-993-0990 Fax:+1-914-993-0997

Los Angeles Office

3625 Del Amo Blvd., Suite 385, Torrance, CA 90503, U.S.A.
Phone:+1-310-542-9680 Fax:+1-310-542-9610

San Jose Office

3031 Tisch Way, Suite 807, San Jose, CA 95128, U.S.A.
Phone:+1-408-260-2630 Fax:+1-408-260-2756

Hitachi Cable Europe, Ltd.

Head Office (London)

4th Floor, 47/48 New Bond Street, London W1S 1DJ, U.K.
Phone:+44-20-7495-7633 Fax:+44-20-7491-7346

Milan Office

Foro Bonaparte, 68, 20121 Milan, ITALY
Phone:+39-02-8699-8767 Fax:+39-02-8788-82

Hitachi Cable Asia, Ltd.

Head Office (HONG KONG)

Rm. 806&807, 8/F Tsim Sha Tsui Center, 66 Mody Road, Tsim Sha Tsui Kowloon, HONG KONG
Phone:+852-2721-2077 Fax:+852-2369-3472

Singapore Branch

21, Jurong East Street 13, CPF Jurong Building #03-09 Singapore 609646, SINGAPORE
Phone:+65-561-5552 Fax:+65-561-9564

Taipei Branch

Rm. 2403, 24/F, International Trade Building, 333 Keelung Rd., Sec 1
Taipei 110, Taiwan
Phone:+886-2-2345-9189 Fax:+886-2-2720-9936

Manila Office

Unit 708 7th Flr, P. S. Bank Building Sen. Gil Puyat Avenue Cor. (Buendia)
Tindalo St., Makati, Metro Manila, PHILIPPINES
Phone:+63-2-887-7752 Fax:+63-2-887-7751

Contact information:

Company URL: http://www.hitachi-cable.co.jp/index_e.htm

Ethernet is a registered trademark of Xerox Corp.
The contents of this catalog are subject to change without notice as we improve our products.
Product photos are computer-enhanced images.